

DAILY SPICES REPORT

6 Nov 2023

- JEERA
- DHANIYA
- TURMERIC



NCDEX Future Market Update

Commodity	Expiry	Open	High	Low	Close	% Change
TURMERIC	20-Dec-23	13,510.00	13,988.00	13,510.00	13,846.00	1.66
TURMERIC	19-Apr-24	15,676.00	15,970.00	15,542.00	15,818.00	1.48
JEERA	20-Nov-23	39,200.00	42,135.00	38,895.00	40,140.00	-0.93
JEERA	20-Dec-23	40,225.00	42,845.00	39,630.00	40,590.00	-0.04
DHANIYA	20-Nov-23	7,418.00	7,498.00	7,352.00	7,474.00	0.89
DHANIYA	20-Dec-23	7,686.00	7,750.00	7,612.00	7,732.00	0.89

Spot Market Update

Commodity	Place	Price	% Chg
Jeera	उंझा	43,424.75	0.19
Jeera	जोधपुर	45,000.00	0
Dhaniya	गोंडल	7,414.15	0
Dhaniya	कोटा	7,461.75	-1.05
Turmeric (Unpolished)	निजामाबाद	13,019.95	0.16
Turmeric (Farmer Polished)	निजामाबाद	13,719.00	0.45

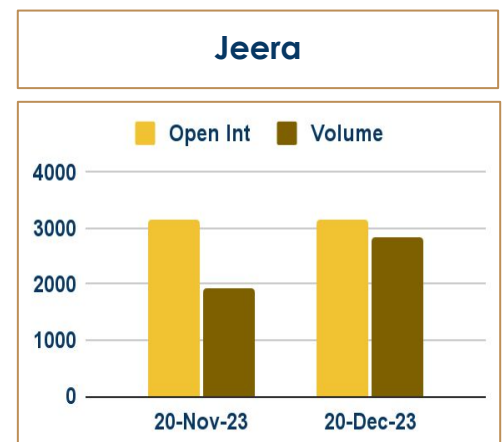
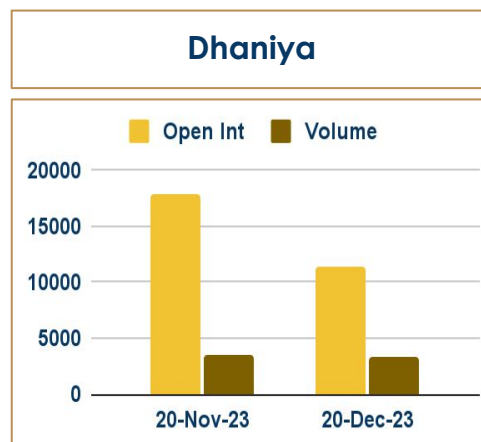
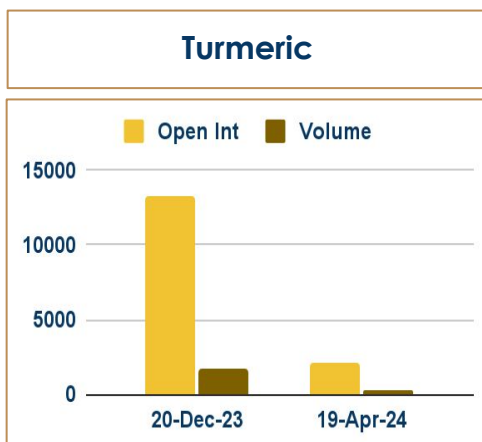
Currency Market Update

Currency	Country	Rates
USDINR	India	83.11
USDCNY	China	7.28
USDBDT	Bangladesh	109.91
USDHKD	Hongkong	7.82
USDMYR	Malaysia	4.67
USDAED	UAE	3.67
EURUSD	Europe	1.07

Open Interest Snapshot

Commodity	Expiry	% Change	% Oi Change	Oi Status
TURMERIC	20-Dec-23	1.66	0.23	Fresh Buying
TURMERIC	19-Apr-24	1.48	4.99	Fresh Buying
JEERA	20-Nov-23	-0.93	-10.50	Long Liquidation
JEERA	20-Dec-23	-0.04	16.93	Fresh Selling
DHANIYA	20-Nov-23	0.89	-4.29	Short Covering
DHANIYA	20-Dec-23	0.89	5.28	Fresh Buying

OI & Volume Chart



Technical Snapshot



BUY JEERA NOV @ 39500 SL 39000 TGT 40400-41000. NCDEX

Spread JEERA DEC-NOV 450.00

Observations

Jeera trading range for the day is 37150-43630.

Jeera dropped as adequate soil moisture, and favorable weather condition for crop will boost the overall sowing activities.

The upcoming sowing of jeera that is expected to remain normal due to favorable weather condition.

Stockists are showing interest in buying on recent downfall in prices triggering short covering.

In Unjha, a major spot market, the price ended at 43424.75 Rupees gained by 0.19 percent.

Trading Levels

Commodity	Expiry	Close	R2	R1	PP	S1	S2
JEERA	20-Nov-23	40,140.00	43630.00	41890.00	40390.00	38650.00	37150.00
JEERA	20-Dec-23	40,590.00	44230.00	42410.00	41020.00	39200.00	37810.00

Technical Snapshot



BUY DHANIYA NOV @ 7400 SL 7300 TGT 7500-7600. NCDEX

Spread **DHANIYA DEC-NOV** 258.00

Observations

Dhaniya trading range for the day is 7296-7588.

Dhaniya gained on short covering after prices dropped amid huge stocks with farmers and stockists

Dhaniya exports during Apr-Aug 2023, rose by 261.69 percent at 67,120.65 tonnes as compared to Apr-Aug 2022.

India's increased coriander production has led to a decline in the country's imports from other coriander-producing nations.

In Gondal, a major spot market, the price ended at 7414.15 Rupees dropped by 0 percent.

Trading Levels

Commodity	Expiry	Close	R2	R1	PP	S1	S2
DHANIYA	20-Nov-23	7,474.00	7588.00	7532.00	7442.00	7386.00	7296.00
DHANIYA	20-Dec-23	7,732.00	7836.00	7784.00	7698.00	7646.00	7560.00

Technical Snapshot



BUY TURMERIC DEC @ 13500 SL 13200 TGT 13900-14200. NCDEX

Spread TURMERIC APR-DEC 1972.00

Observations

Turmeric trading range for the day is 13304-14260.

Turmeric gained due to the potential for yield losses caused by the crop's unfavourable weather.

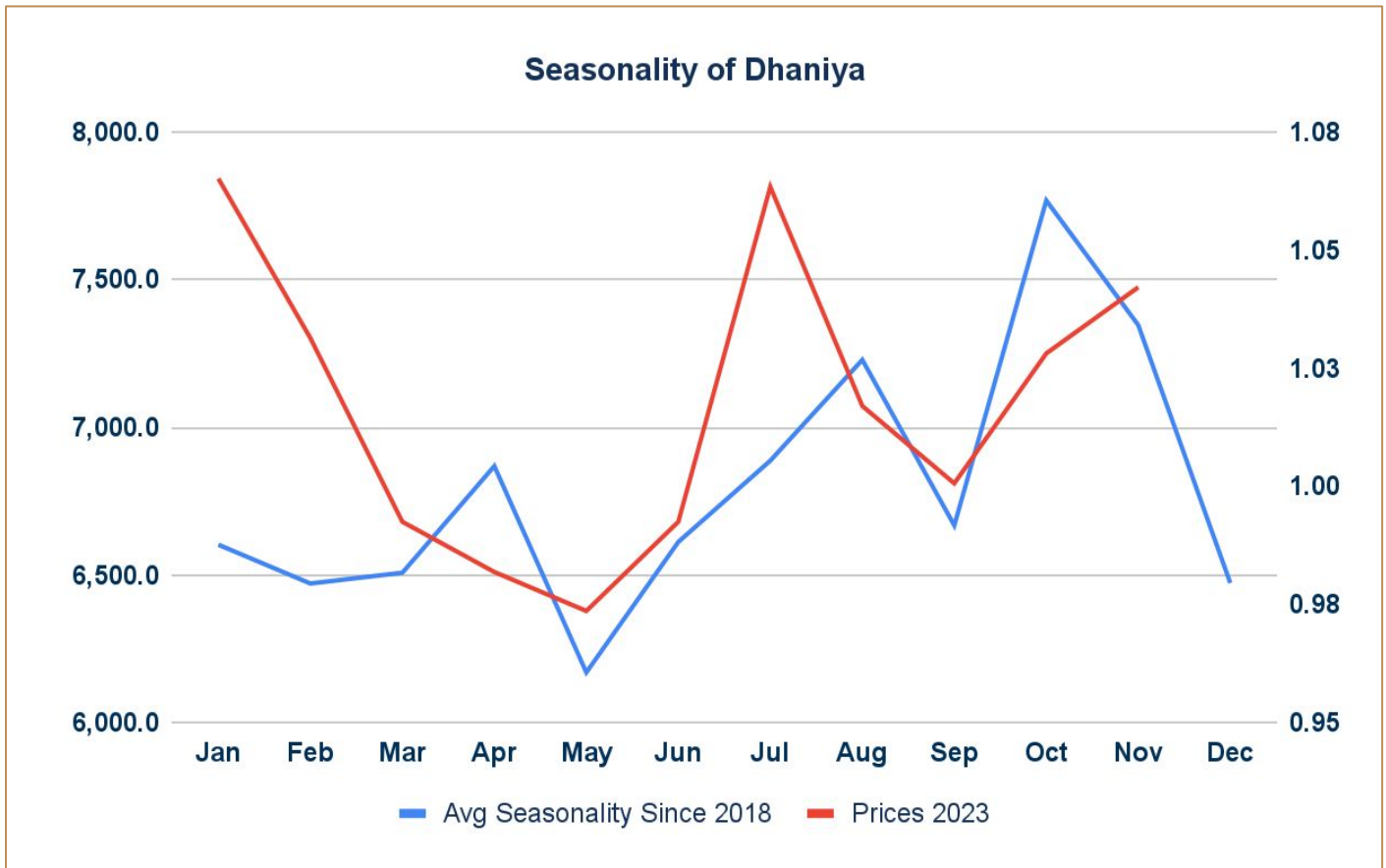
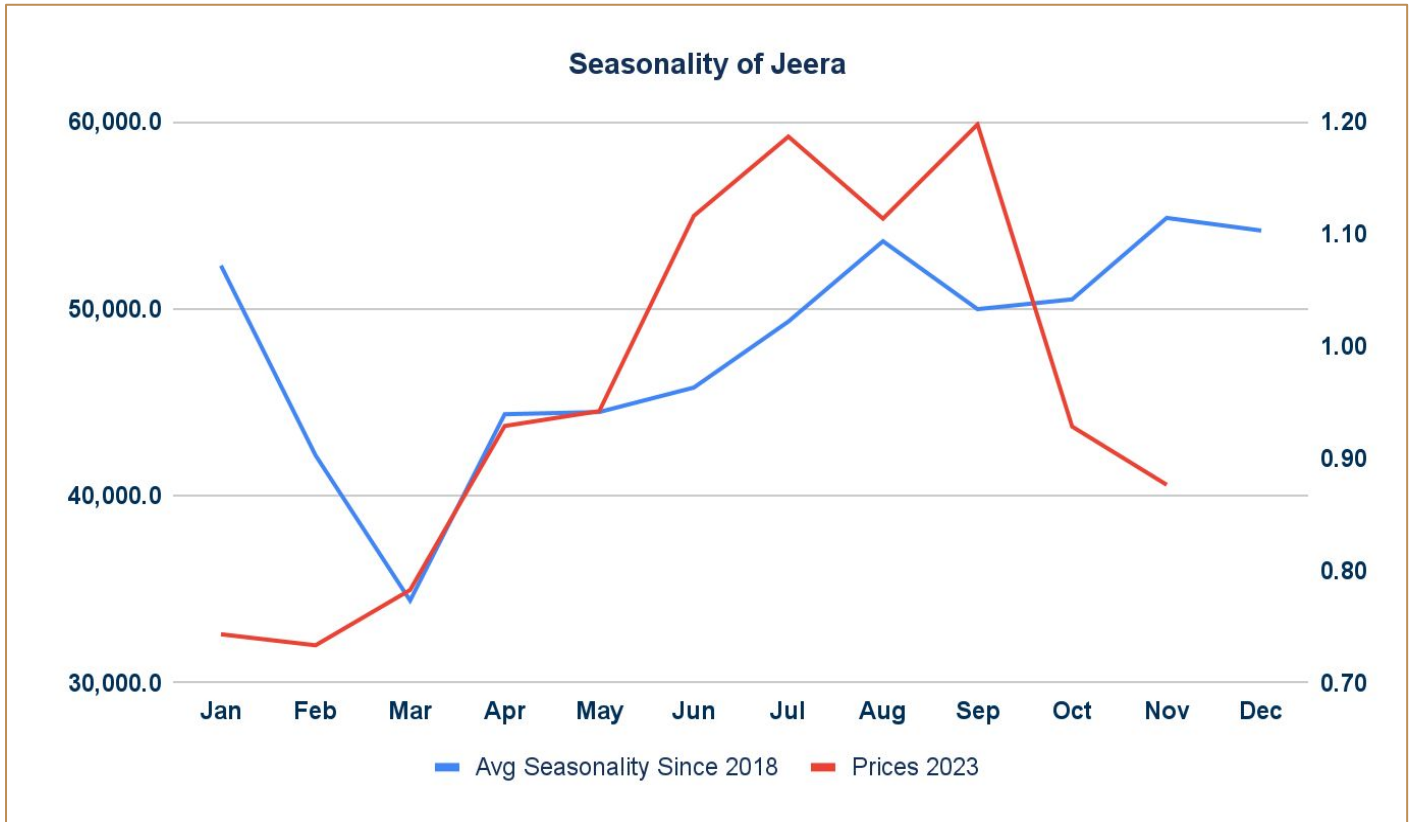
However, upside seen limited amid improved crop condition due to favorable weather condition.

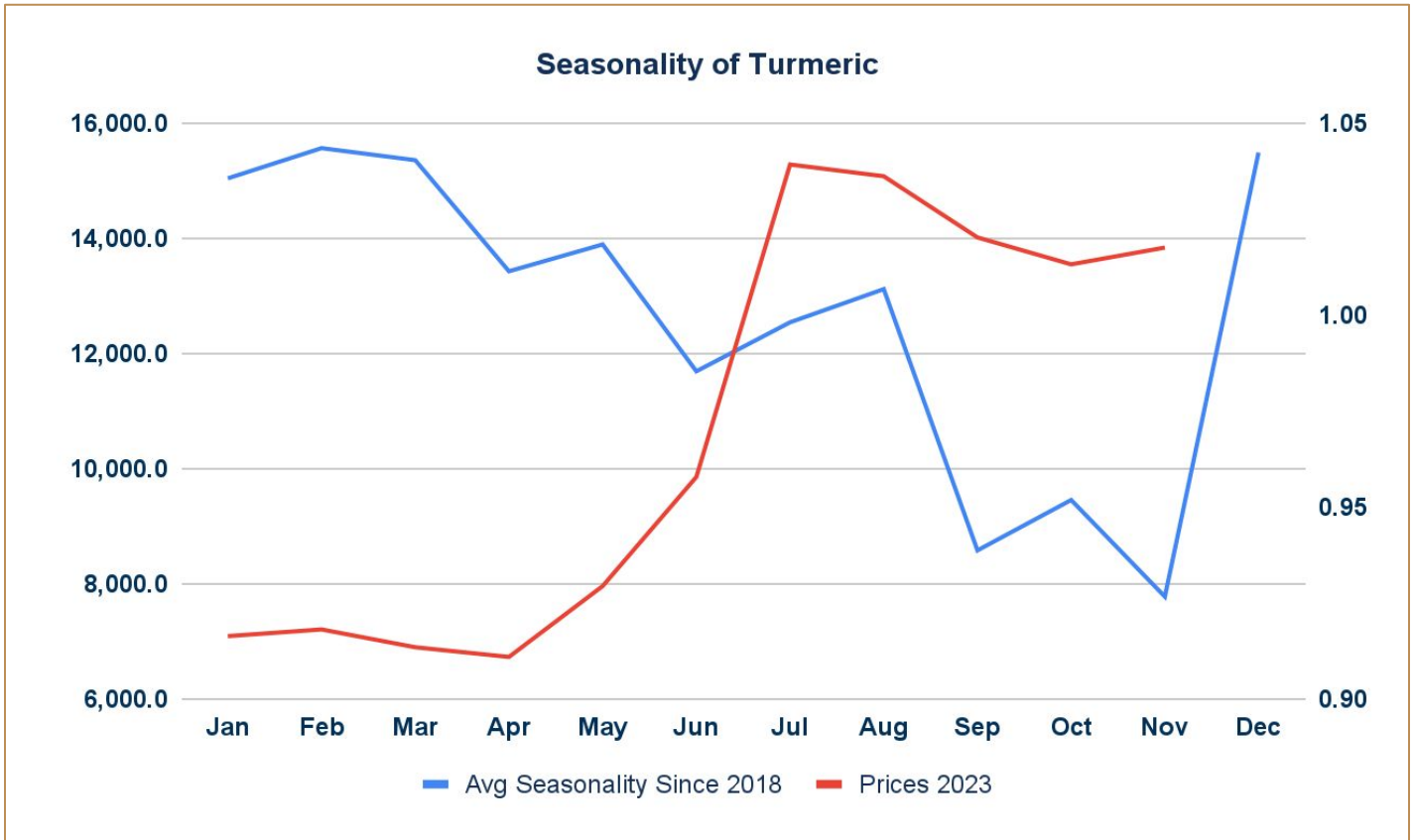
Expectations for a 20–25 percent decline in turmeric seeding this year

In Nizamabad, a major spot market, the price ended at 13719 Rupees gained by 0.45 percent.

Trading Levels

Commodity	Expiry	Close	R2	R1	PP	S1	S2
TURMERIC	20-Dec-23	13,846.00	14260.00	14054.00	13782.00	13576.00	13304.00
TURMERIC	19-Apr-24	15,818.00	16204.00	16010.00	15776.00	15582.00	15348.00





Description	Notification Date
Schedule for conducting e-auctions at E-auction Centre at Puttady & Bodinayakanur from 27.10.2023 to 22.11.2023	21-10-2023
List of Holidays for Cardamom E-auction Centres for the Crop Season 2023-24.	13-3-2023

This Report is prepared and distributed by Kedia Stocks & Commodities Research Pvt Ltd. Our SEBI REGISTRATION NUMBER - INH000006156. for information purposes only. The recommendations, if any, made herein are expressions of views and/or opinions and should not be deemed or construed to be neither advice for the purpose of purchase or sale through KSCRPL nor any solicitation or offering of any investment /trading opportunity. These information/opinions/ views are not meant to serve as a professional investment guide for the readers. No action is solicited based upon the information provided herein. Recipients of this Report should rely on information/data arising out of their own investigations. Readers are advised to seek independent professional advice and arrive at an informed trading/investment decision before executing any trades or making any investments. This Report has been prepared on the basis of publicly available information, internally developed data and other sources believed by KSCRPL to be reliable. KSCRPL or its directors, employees, affiliates or representatives do not assume any responsibility for or warrant the accuracy, completeness, adequacy and reliability of such information/opinions/ views. While due care has been taken to ensure that the disclosures and opinions given are fair and reasonable, none of the directors, employees, affiliates or representatives of KSCRPL shall be liable for any direct, indirect, special, incidental, consequential, punitive or exemplary damages, including lost profits arising in any way whatsoever from the information/opinions/views contained in this Report. The possession, circulation and/or distribution of this Report may be restricted or regulated in certain jurisdictions by appropriate laws. No action has been or will be taken by KSCRPL in any jurisdiction (other than India), where any action for such purpose (s) is required. Accordingly, this Report shall not be possessed, circulated and/ or distributed in any such country or jurisdiction unless such action is in compliance with all applicable laws and regulations of such country or jurisdiction. KSCRPL requires such a recipient to inform himself about and to observe any restrictions at his own expense, without any liability to KSCRPL. Any dispute arising out of this Report shall be subject to the exclusive jurisdiction of the Courts in India.

KEDIA ADVISORY

KEDIA STOCKS & COMMODITIES RESEARCH PVT LTD

Mumbai, India

SEBI REGISTRATION NUMBER - INH000006156

For more details, please contact: +91 93234 06035 / 96195 51022

Email: info@kediaadvisory.com

Regd.Off.: 1, 2, 3 & 4, 1st Floor, Tulip Bldg, Flower Valley Complex, Khadakpada Circle,
Kalyan-(W), Mumbai-421301